

A photograph of two students, a man and a woman, sitting at a desk and looking at a laptop. The woman is pointing at the screen. The man is holding a purple pen. The background is a bright, sunlit room with a window. There are several blue plus signs scattered across the right side of the image.

Blackboard Learn[™], Release 9.1 New Features

Blackboard Learn, Release 9.1, is the second major release in Project NG. It provides both Blackboard Classic and WebCT clients with an exciting step into our next generation teaching and learning platform. Let's take a deeper look at what's new in Release 9.1.

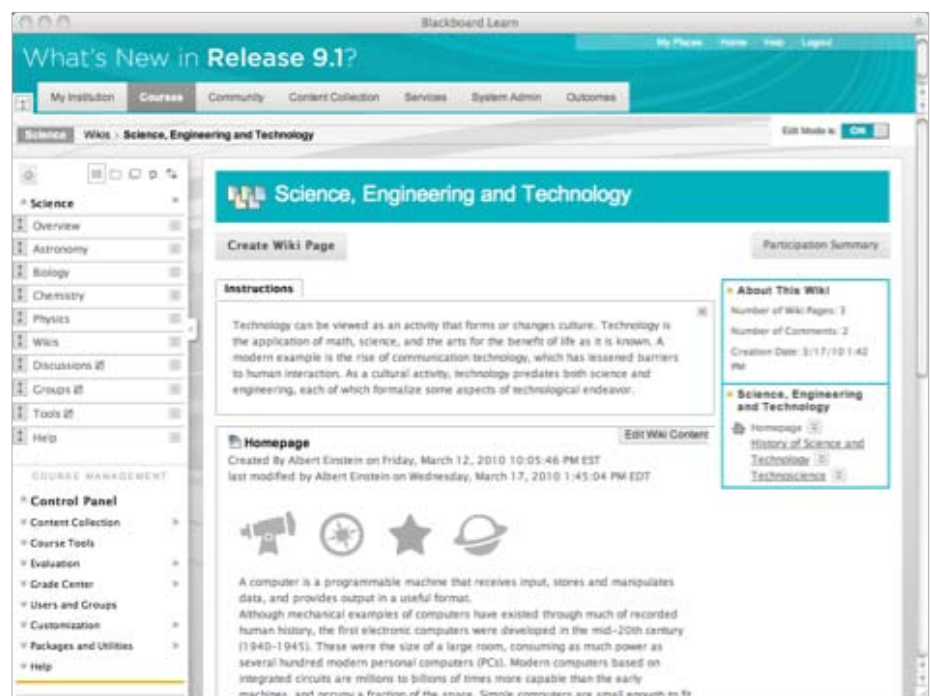
Fostering Student Engagement

In Blackboard Learn™, Release 9.1, there are exciting new social learning and teaching tools that foster more logical, visually impactful, and active learning opportunities for students, helping them stay connected to their educational experience 24 hours a day.

Wikis

Promote Active Collaboration

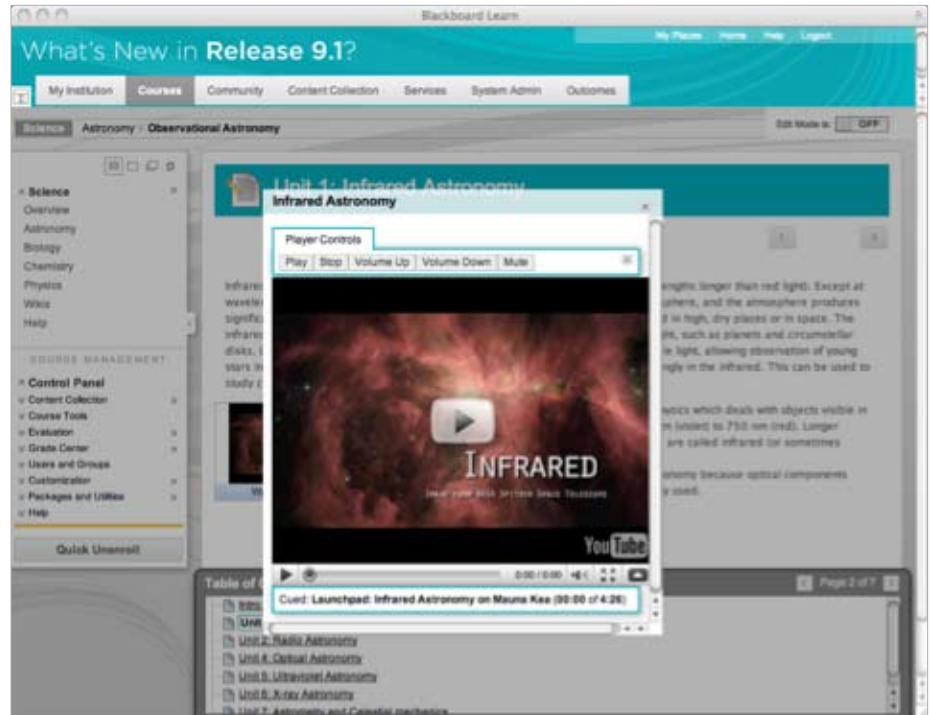
Wikis enable active collaboration around course content and group projects. Users collaborate on a document using only a web browser. Educators can see the process and evolution of the work and even participate. Furthermore, educators can see each participant's contributions and grade accordingly.



Mashups

Integrate Visually Engaging Content

Easily integrate rich media learning content using Web 2.0 resources from YouTube, SlideShare, and Flickr. Faculty can deliver more engaging course content in a convenient and powerful way by searching, finding, and inserting in a few clicks. Blackboard has added an accessible wrap around the YouTube player to make it accessible to everyone.



Blackboard Connect™

Keep Students Connected

The integration of the Blackboard Connect* platform provides students the alerts and notifications they need to better manage academic priorities and course deadlines. Students can stay informed of vital course-specific updates and deadlines through the familiar Blackboard Learn interface.



* Note: This feature requires licensing an additional product.

Accessibility

Increase Accessibility

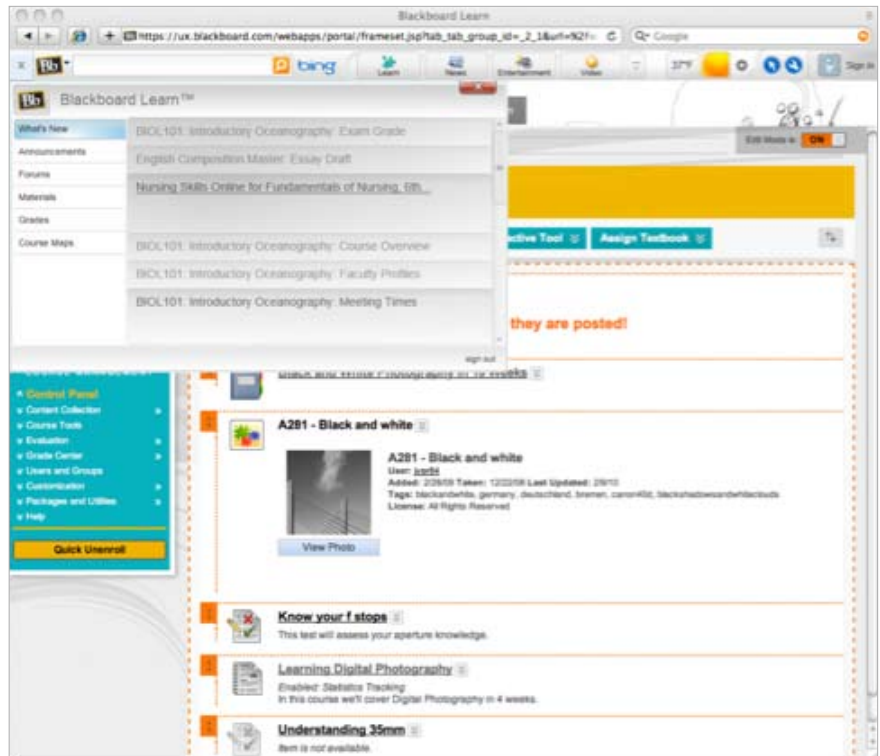
Blackboard is committed to delivering software that is accessible to everyone. Release 9.1 includes advanced accessibility options that are Gold Level certified by the National Federation of the

Blind for Non-Visual Accessibility. Blackboard has improved accessibility to enable a blind person to interact much more effectively with the application.

Blackboard Learn Toolbar

Aid in Powerful and Relevant Searches

The Blackboard Learn Toolbar* for Internet Explorer and Firefox enhances the browsing experience for learners. It facilitates research using context aware decision support information rather than raw search results. Learners can use the toolbar to discover resources using the Microsoft Bing Decision Engine. Combined with this new way to search are notifications your students use every day from the Blackboard Learn software. Reach students with course updates where they already are - browsing on the web. Any time their web browser is open they are connected to your institution and getting notifications from classes.



* Note: This feature requires activation by the institution.

Instant Messaging Powered by Wimba

Connect Students Within the Learning Environment

Blackboard has partnered with Wimba to provide an instant messaging solution designed for education. Wimba Pronto Basic* enriches collaboration amongst educators and students. Wimba Pronto Basic is now fully integrated with

the Blackboard Learn™ platform. Wimba pre-populates the application with classmates so there is no need for students to collect IM addresses on the first day of class.

* **Note:** This feature requires activation by the institution.

Echo 360

Allow Instant Access to Lectures and Learning Material

Blackboard has partnered with Echo 360 to provide a lecture capture solution for instructors to record and publish their lectures right in their course. Instructors can also create supplemental instruction, tutorials, and other communications using this solution. Personal Lecture Capture from Echo360* enables students to access published recordings of lecture materials in their Blackboard course. Since students can view lectures captured during classroom time on-demand, they can concentrate on understanding the topic and not taking down notes.



* **Note:** This feature requires activation by the institution.

NBC News Archives

Bring Real Events into Course Instruction

NBC News Archives* on-demand is now integrated with the Course Delivery and Community Modules of Blackboard Learn. Educators can access 12,000+ pieces of professionally created educational multimedia content archived in dynamic collections, then download video clips and embed them directly in the Blackboard course environment. Search the archives in

multiple ways, including by subject area, related topic or keyword. Play videos at full-screen when used in the classroom. Read full text transcripts. The archives contain news footage of historic and current events, critical analysis and mini-documentaries covering topics from early American history to the modern day.

The screenshot shows the NBC Learn website in a browser window. The URL is <http://www.nbclearn.com/portal/site/learn>. The page features the NBC Learn logo with the tagline "Tools for Teachers. Inspiration for Students." Below the logo is a navigation menu with tabs for "About NBC Learn", "K-12", "Higher Ed", "Gaming", "Original Video", and "Partners". The main content area includes a section titled "NBC LEARN" with a description: "NBC Learn is the education arm of NBC News. We are making the global resources of NBC News and the historic film and video archive available to teachers, students, schools and universities." It lists three key features: "NBC News Archives on Demand (K-12 and Higher Ed) unleashes the power of the NBC News archive and makes thousands of video clips available to teachers, students, schools, colleges and universities.", "What's Your K12? is the video trivia challenge that blends learning and gaming.", and "Original video content from NBC Learn is engaging, innovative, and makes learning fun!". There are also promotional boxes for "GET A FREE TRIAL! NBC NEWS ARCHIVES ON DEMAND" and "NBC Learn has teamed up with the National Science Foundation to explore the science behind the Olympic Winter Games!". The footer contains links for "Contact Us", "Widget Gallery", and "Follow Us on Twitter", along with a copyright notice: "Copyright © 2013 NBC Universal, Inc. All Rights Reserved."

* Note: This feature requires activation by the institution.

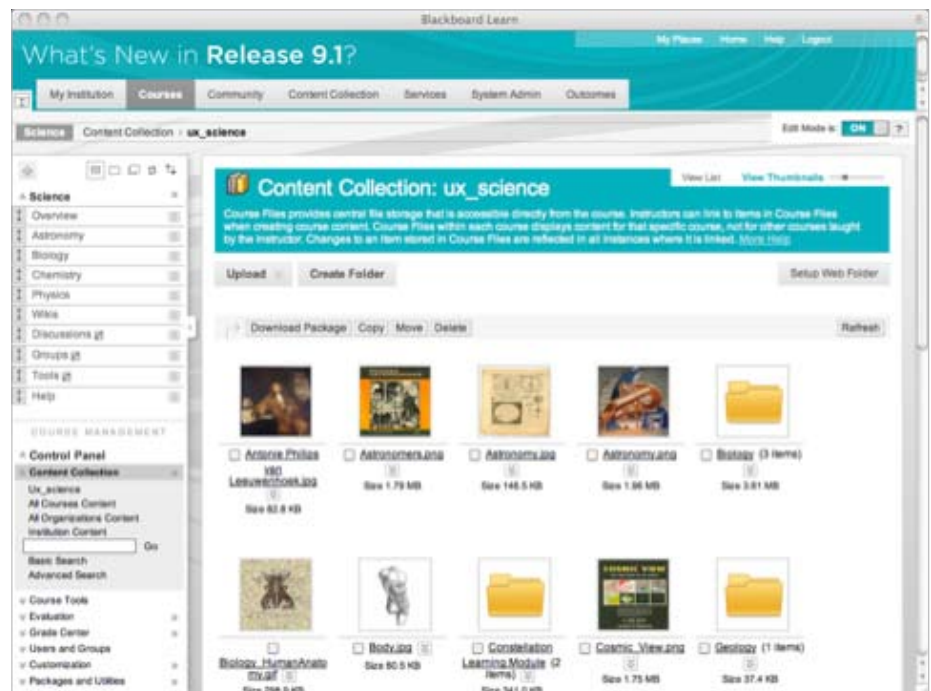
Supporting Educator Efficiency

In Release 9.1, Blackboard has made great strides in supporting educator efficiency. By continually improving the course workflow, Blackboard enables educators to minimize the time they spend on course building and delivery tasks, freeing up their time and energy to focus on student success, achievement, and retention.

Course Files

Manage Content at the Course Level

Course files eliminate redundancy and simplify the management of content updates. An in-course file storage structure makes it easier to keep track of documents used in courses, similar to the type of file and folder structure that is used on your PC. The new table of contents allows students to see and navigate the organization of the set of content on the same page as the materials. A new thumbnail view and drag and drop upload applet make it quick and easy to get files into Blackboard and to view the image files.



Improved Grading

Grade in Context with More Options

Grading in Blackboard is more flexible and consistent, enabling grading to be done in line with the review process. You no longer need to go to the grade center to enter the grade. Now you can enter wiki, blog, and journal grades directly in

the assignment and grade question by question or anonymously. Overall, Blackboard has enhanced the Grade Center and made the management of grading easier so you can grade the way that works best for you.

Save Grading Preferences

Efficiently Manage Grading

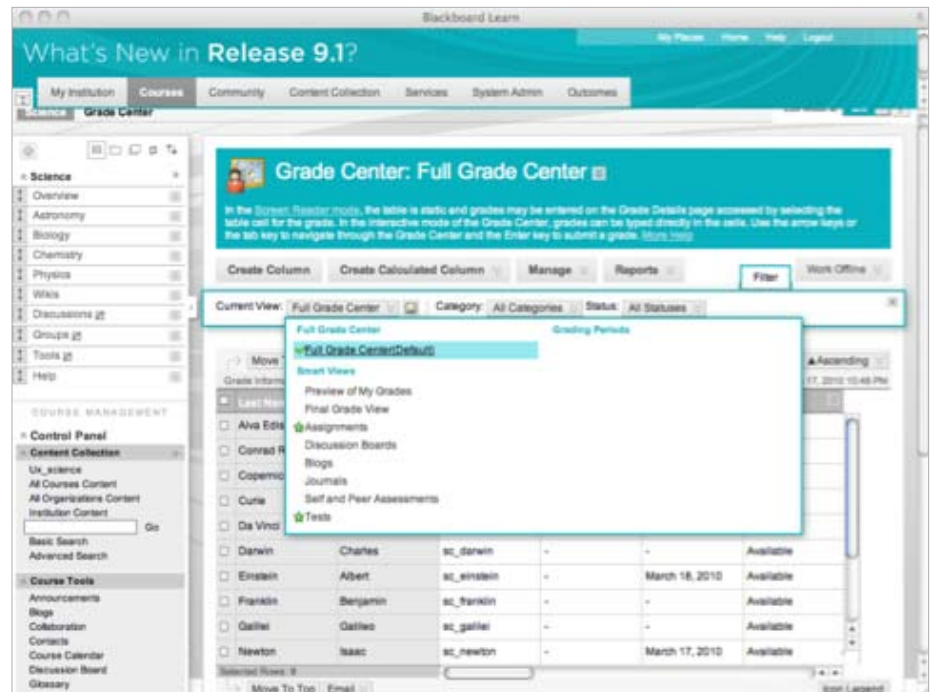
Educators with courses that contain a large numbers of students with many grade item columns in the Grade Center are faced with managing a high volume of data and information. Educators need ways to efficiently manage grading in Blackboard without having to scroll or multi-click their way to the task at hand. In Release 9.1, any Smart View can be designated as a “favorite” which makes it instantly accessible

from the class’s front page. Imagine a scenario of an educator creating a Smart View that displays students who are falling under a certain grade threshold. By designating that Smart View as a favorite, the educator can access it from the front page Control Panel and instantly view those students and immediately take the appropriate action.

Customize Your Grading View

Develop a Personalized Workflow

The Grade Center has been enhanced in Release 9.1 to include a dynamic filter that enables an educator to instantly view grade data by selecting a category and status criteria. Using the filters, an educator can easily change the Grade Center view to show all tests that need to be graded, for example. With just a few clicks, the educator can switch to view of all complete assignments. The filters are designed to enable an educator to instantly view the Grade Center data they need.



Assessment Manager

Create Assessments in Less Time

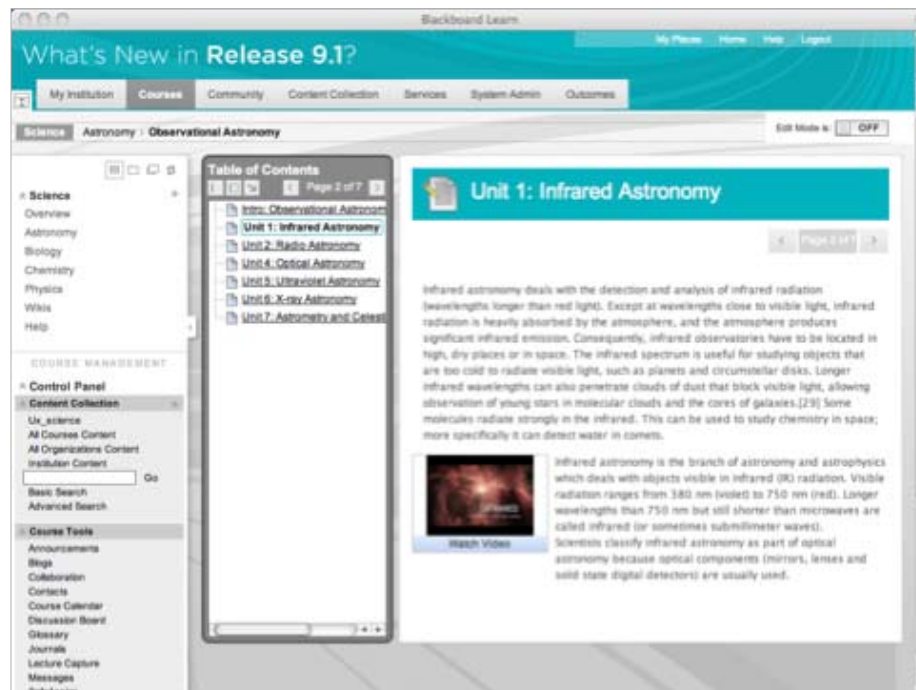
The Assessment Manager now includes improved search, which reduces the amount of time needed to create assessments. The Assessment Manager includes new filtering and search features, multi-question selection, and a 'staging area' to easily peruse what questions have already been selected

to streamline the assessment creation process. Random blocks have been updated to display all of the questions that can potentially be shown to test takers so that assessment designers can better anticipate the student experience.

Learning Modules

Provide Intuitive Online Structure

Learning Modules offer a simple and intuitive means for instructors to organize and structure course content with hierarchical organization so students can navigate through content in a logical, sequential way. Overall, it is a great tool for both designers and students because it offers new ways to structure and navigate content.

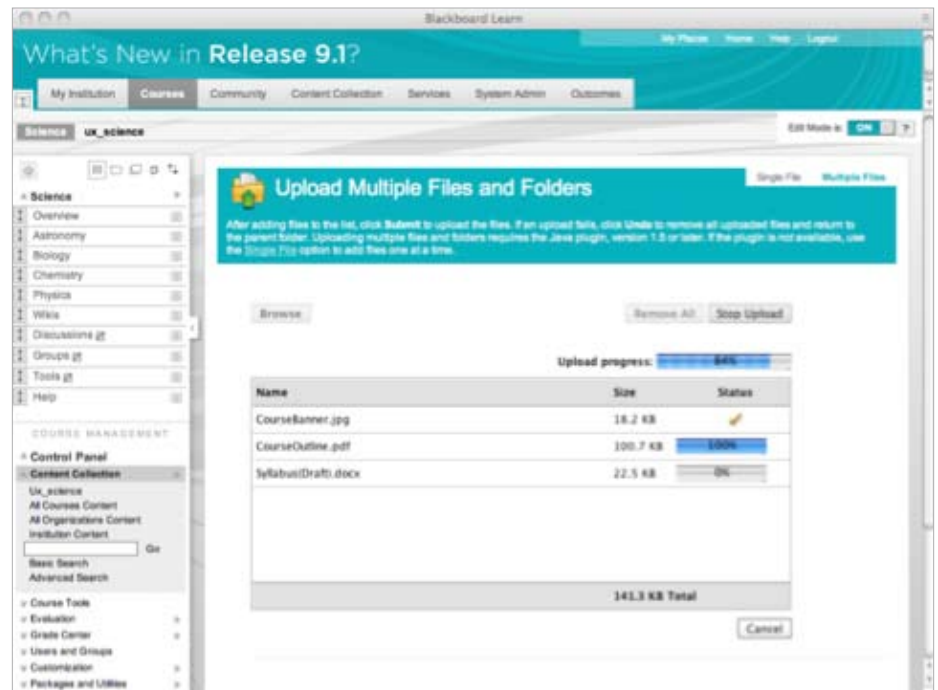


The screenshot displays the Blackboard Learn interface for a course titled "Observational Astronomy". The page features a "Table of Contents" on the left, listing units from "Intro: Observational Astronomy" to "Unit 7: Astronomy and Culture". The main content area is titled "Unit 1: Infrared Astronomy" and includes a detailed text description of infrared astronomy, a small image of a nebula, and a "Watch Video" button. The interface also shows a navigation menu on the far left with categories like "Science", "Control Panel", and "Course Tools".




Content Management

Ease Management of Learning Content

Release 9.1 includes content management module enhancements that enable you to easily upload and manage content across courses and organizations.



The screenshot shows the Blackboard Learn interface with the 'Upload Multiple Files and Folders' dialog box open. The dialog has a title bar and a main content area. At the top, it says 'Upload Multiple Files and Folders' with 'Single File' and 'Multiple Files' options. Below this is a blue banner with instructions: 'After adding files to the list, click Submit to upload the files. If an upload fails, click Undo to remove all uploaded files and return to the parent folder. Uploading multiple files and folders requires the Java plugin, version 1.5 or later. If the plugin is not available, use the Single File option to add files one at a time.' There are 'Browse', 'Remove All', and 'Stop Upload' buttons. A progress bar shows 'Upload progress: 84%'. Below the progress bar is a table with the following data:

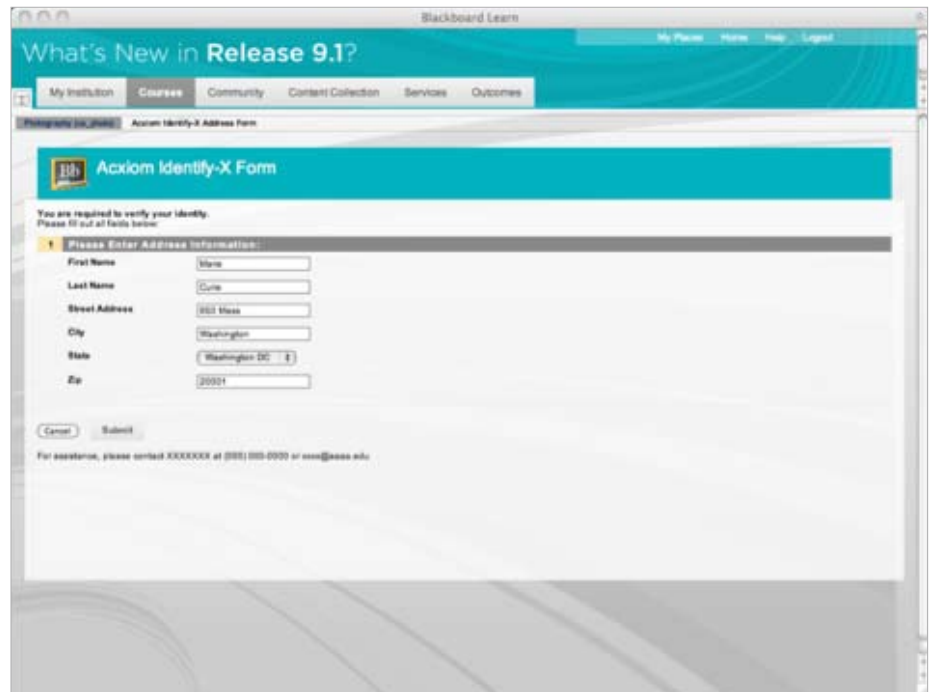
Name	Size	Status
CourseBanner.jpg	18.2 KB	
CourseOutline.pdf	100.7 KB	
Syllabus(Draft).docx	22.5 KB	

At the bottom of the table, it says '141.3 KB Total'. There is a 'Cancel' button at the bottom right of the dialog.

Student Identity Verification

Ensure Academic Integrity with Acxiom Identify-X

Blackboard has partnered with Acxiom to offer its Identify-X* solution for institutions that require advanced student identity verification mechanisms. Identify -X allows you to confirm student identity in advance of high-stakes and other course assessments.



Blackboard Learn

What's New in Release 9.1?

My Institution Courses Community Content Collection Service Outcomes

Acxiom Identify-X Form

You are required to verify your identity.
Please fill out all fields below.

Please Enter Address Information:

First Name

Last Name

Street Address

City

State

Zip

For assistance, please contact XXXXXXXX at (888) 888-0000 or xxx@bbas.edu

* **Note:** This feature requires activation by the institution.

Blackboard⁺ learn™



Blackboard

blackboard.com/learn

Copyright © 1997 - 2009 Blackboard Inc. All rights reserved. Blackboard, the Blackboard logo, BbWorld, Blackboard Learn, Blackboard Transact, Blackboard Connect, and Behind the Blackboard are trademarks or registered trademarks of Blackboard Inc. or its subsidiaries in the United States and/or other countries. U.S. Patent Nos. 6,988,138; 7,493,396; 6,816,878.